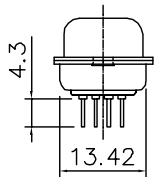
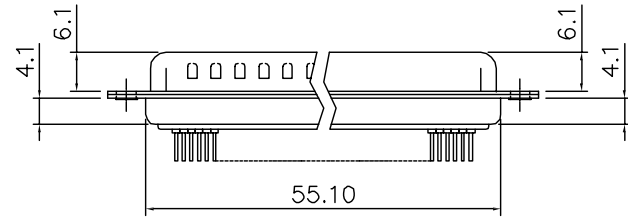
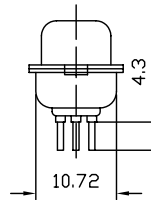
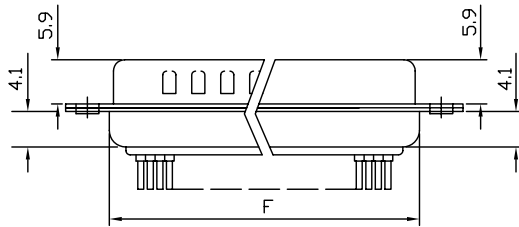
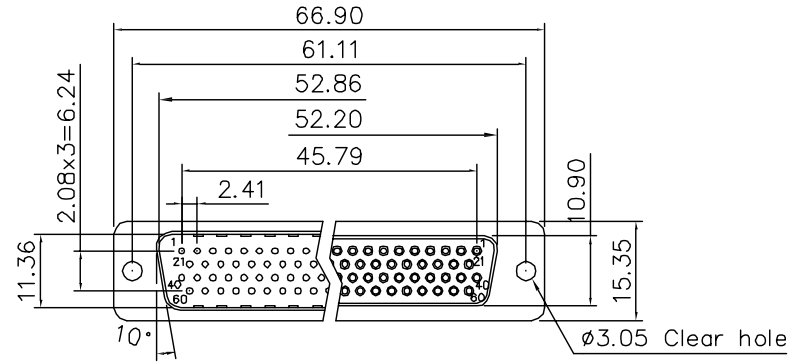
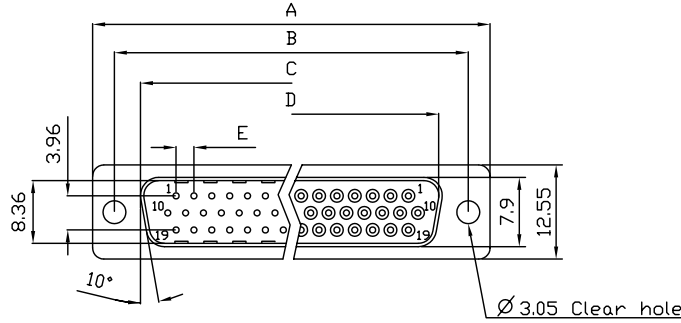


CUST. MODEL:	REF.
CUST. P/N	DWG FILE:

DESCRIPTION CONTROL			
REV.	DESC.	DATE	APP.

**RoHS Compliance**

Current Rating:  
3 Amps  
Voltage Rating:  
250V AC R.M.S.  
Insulator resistance:  
1000 Megohms Min.  
Dielectric withstanding:  
DC 1000V for 1 minute  
Contact resistance:  
30miliohms Megohms Max.  
Operating Temperature:  
-55 ~ +105 °C  
Contact Material:  
Brass  
Insulator Material:  
PBT(UL94V-0)



78 Pin (4 Row)

Positions	A	B	C	D	E	F
15	30.81	24.99	16.92	16.33	2.29	19.20
26	39.14	33.32	25.50	24.66	2.29	27.70
44	53.04	47.04	38.96	38.38	2.29	41.10
62	69.32	63.50	55.42	54.84	2.41	57.30
78 (4 Row)	66.90	61.11	52.86	52.20	2.41	55.10

DS003-□□□□□□

No. OF PINS:  
15,26,44,62  
78

Contact type:  
1:Male,2:Female

Contact:  
1:Gold flash and Tinned Tail  
2:15u" Gold on contact  
3:30u" Gold on contact  
4:Selective Gold (full Gold)

Position of clinch nut:  
0:3.05mm clear hole  
1:Riveted front shell  
2:Riveted rear shell  
3:Riveted boardlock

Flange Mounting Option:  
0: 3.05mm clear hole  
1: #4-40 threaded hole  
2: #4-40 threaded hole with #4-40 unc screwlock installed  
3: #4-40 threaded hole with #4-40 unc screwlock bulk-packed  
4: M3 threaded hole  
5: M3 threaded hole with M3 screwlock installed  
6: M2.6 threaded hole  
7: M2.6 threaded hole with M2.6 screwlock installed

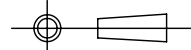
UNLESS OTHERWISE SPECIFIED SURFACE FINISH ALL OVER TOLERANCES mm

METRIC

.X = ±0.38  
.XX = ±0.25

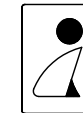
DRAW: CHUBBY  
DATE: 01/10/07

CHECK: KEVIN  
APPROVE: TONY



TITLE: D-Sub HDD Straight DIP Type

MODEL CODE: DS003-XXXXXX



誠州電子有限公司  
Sincere State Electronics Co.,Ltd.

NO	DESCRIPTION	QTY
----	-------------	-----