

CUST. MODEL:	REF.
CUST. P/N	DWG FILE:

DESCRIPTION CONTROL			
REV.	DESC.	DATE	APP.

### SPFCIFICATIONS

**RoHS Compliant**

#### 1. Electrical Char.

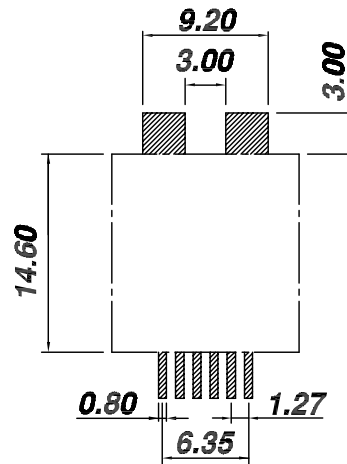
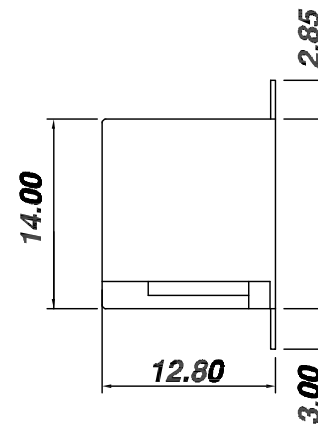
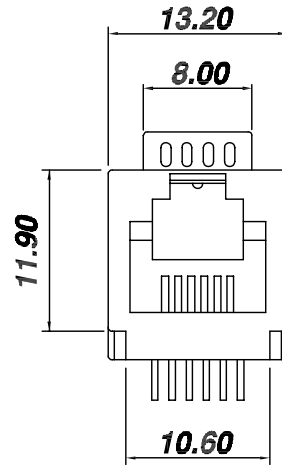
- Insulator Resistance: 500M-Ohm Min.
- Contact Resistance: 20milli-Ohm Max.
- Current Rating: 1.5A Max.
- Voltage Rating: 120V AC.
- Dielectric Voltage: 1000 Vrms for 1 minute Min.

#### 2. Physical Char.

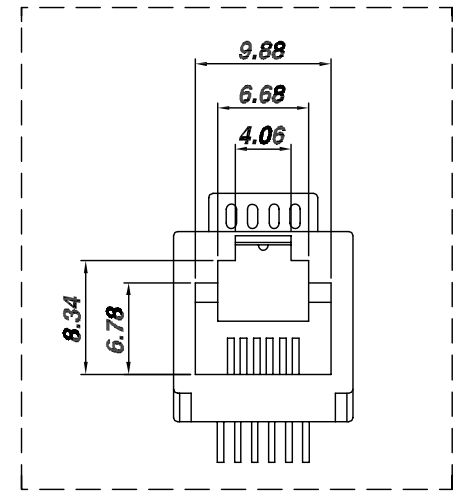
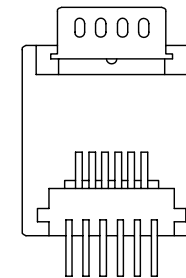
- Housing: Nylon(UL94V-0)
- Color: Black Color
- Spring Wire: 0.35mm Thickness Phosphor Bronze  
Gold Plated Over Nickel
- Operating Temperature: -40°C~+85°C
- Durability: 500 Mating cycles Min.

XX XX - X X XX XX XX - XX X  
 ① ② ③ ④ ⑤ ⑥ ⑦ ⑧ ⑨ ⑩ ⑪

- |   |   |
|---|---|
| ① MJ: Modular Jack<br>LMJ: MJ With LED  | ⑦ M: SMT/SMD<br>D: DIP  |
| ② Plastic Material<br>P: PBT<br>N: Nylon  | ⑧ 0: Side Entry up contact<br>1: Side Entry bottom contact<br>2: Side Entry up bottom contact<br>3: Top Entry |
| ③ Plastic Color<br>W: White<br>B: Black<br>G: Gray                                    | ⑨ LED Color<br>Left Right   |
| ④ 0: 4P2C 5: 8P2C<br>1: 4P4C 6: 8P4C<br>2: 6P2C 7: 8P6C<br>3: 6P4C 8: 8P8C<br>4: 6P6C | ⑩ Contact Plating<br>01 Normal<br>10 10u"   |
| ⑤ 0: All Plastic<br>1: With Metal Shield<br>2: With Metal Shield<br>and Spring        | ⑪ G: Gold Plated<br>T: Tin Plated<br>D: Duplex Plated   |
| ⑥ No. of Port<br>H x V  |   |



PCB LAYOUT  
(TOP VIEW)



UNLESS OTHERWISE SPECIFIED SURFACE FINISH ALL OVER TOLERANCES mm  METRIC  .XX = ±0.25 .XXX = ±0.13	DRAW: CHUBBY	DATE: 10/11/01	TITLE: RJ11 or RJ12 Top Entry SMT PCB Jack
	CHECK: KEVIN	APPROVE: TONY	MODEL CODE: MJNB-4011M3-XXX
			 <b>誠州電子有限公司</b> <i>Sincere State Electronics Co.,Ltd.</i>

NO	DESCRIPTION	QTY